

Switch

Glass



Wall: DWPJ 03 Layout E Mosaic Glass

3 Colours / **1** Finish / **3** Mosaics

Switch supersedes the modularity of the mosaic chip and its repetition across the surface through the potential for breaking down every single element in three different ways. The random composition of each of the subdivided chips transforms the simple surface into a complex array — repetitive or random.



Wall: DWPJ 02 Layout E Mosaic Glass


Mosaics



DWPJ 01 Layout C Mosaic




DWPJ 02 Layout C Mosaic




DWPJ 03 Layout C Mosaic



DWPJ 01 Layout D Mosaic




DWPJ 02 Layout D Mosaic



DWPJ 03 Layout D Mosaic



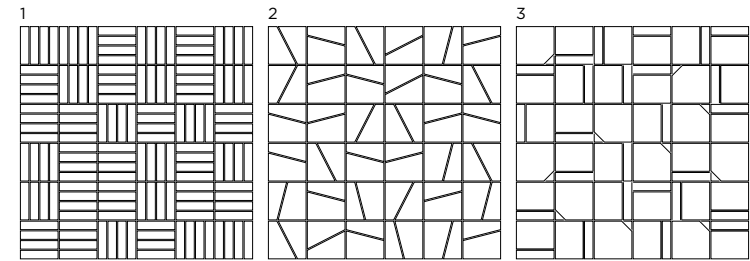
DWPJ 01 Layout E Mosaic



DWPJ 02 Layout E Mosaic



DWPJ 03 Layout E Mosaic



	Size (mm)	Thickness	Finish	Colour Availability
1	Layout C Mosaic on 308 x 308 sheet	3	Glass	All colours
2	Layout D Mosaic on 308 x 308 sheet	3	Glass	All colours
3	Layout E Mosaic on 308 x 308 sheet	3	Glass	All colours

Swatch colours may vary from original. Samples should be requested.

