

# Spectrum


*Porcelain Minimal*



Wall: DRS 71 Soft

**30 Colours / 3 Finishes / 16 Sizes / 12 Incised Mosaics**

Spectrum is a porcelain tile range with a wide variety of shapes and sizes in solid, through-body colours. Soft neutral hues can combine with the brighter tones to provide ultimate flexibility in design.




Wall: DRS 68 Matt



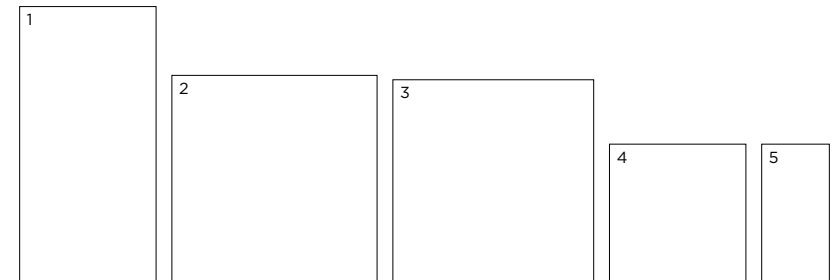
Floor: DRS 47 Chevron Soft & DRS 48 Chevron Soft



Wall (top): DRS 65 Soft  
Wall (bottom): DRS 75 Soft



# Sizes



	Size (mm)	Thickness	Finish	Colour Availability
1	1186 x 592 (R)	9.8	Matt	DRS 01
		9.8	Soft	DRS 01 & 06
		9.3	Polished	DRS 01 & 06
2	889 x 889 (R)	10.5	Matt	DRS 01
		10.5	Soft	DRS 01, 06 & 48
		9.8	Polished	DRS 01, 06 & 48
3	870 x 870 (R)	10.5	Matt	DRS 47
		10.5	Soft	DRS 47
		9.8	Polished	DRS 47
4	592 x 592 (R)	9	Matt	DRS 47
		8.5	Matt	DRS 01, 03, 04, 05, 07, 08, 10, 12, 14, 19, 25, 54, 58, 61, 63, 64, 65, 66, 74, 75 & 76
		9	Soft	DRS 47
		8.5	Soft	DRS 01, 03-08, 10, 12, 14, 19, 25, 40, 48, 54, 55, 58, 61, 63, 64, 65, 66, 68, 71, 72, 73, 74, 75 & 76
		8.5	Polished	DRS 47
		8	Polished	DRS 01, 03-08, 10, 12, 14, 19, 25, 40, 48, 54, 55, 58, 61, 63, 64, 65, 66, 68, 71, 72, 73, 74, 75 & 76
		8	Polished	DRS 47
5	592 x 295 (R)	9	Matt	DRS 47
		8.5	Matt	DRS 01, 03, 05, 07, 14, 19, 25, 58, 64, 65 & 74-76
		9	Soft	DRS 47
		8.5	Soft	DRS 01, 03, 05, 06, 07, 14, 19, 25, 40, 48, 58, 64, 65, 74, 75 & 76
		8.5	Polished	DRS 47
		8	Polished	DRS 01, 03, 05, 06, 07, 14, 19, 25, 40, 48, 58, 64, 65, 74, 75 & 76

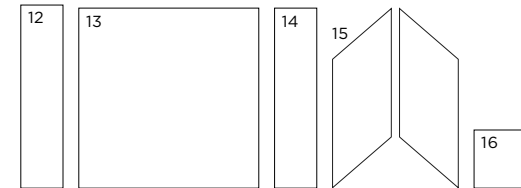
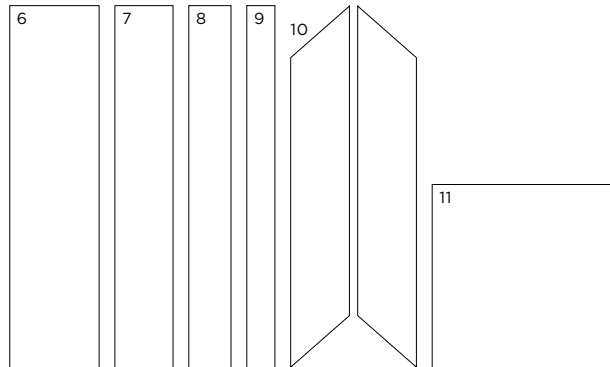
(R) Rectified size - square edge with bevel. Swatch colours may vary from original. Samples should be requested. More sizes shown on next page.

V1 - Low  
Shade Variation

**DOMUS**

service@domusgroup.com | t: 020 8481 9500 | domusgroup.com

# More Sizes



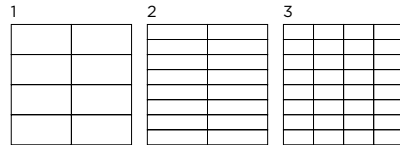
Size (mm)	Thickness	Finish	Colour Availability
6 Bar 592 x 147 (R)	8.5	Matt	DRS 01, 03-05, 07, 08, 10, 12, 14, 19, 25, 54, 58, 61, 63, 64, 65, 66, 74, 75 & 76
	8	Matt	DRS 47
	8.5	Soft	DRS 01, 03-08, 10, 12, 14, 19, 25, 40, 48, 54, 55, 58, 61, 63, 64, 65, 66, 68, 71, 72, 73, 74, 75 & 76
		Polished	DRS 01, 03, 05, 06, 07, 14, 19, 25, 40, 48, 58, 64, 65, 74, 75 & 76
7 Bar 592 x 96 (R)	8.5	Matt	DRS 01, 03-05, 07, 08, 10, 12, 14, 19, 25, 47, 54, 58, 61, 63, 64, 65, 66, 74, 75 & 76
	8.5	Soft	All colours
8 Bar 592 x 70 (R)	8.5	Matt	DRS 01, 03, 05, 12, 47, 61, 63 & 74
	8.5	Soft	DRS 01, 03, 06, 40, 47, 48, 63, 64, 65 & 74
	8	Polished	DRS 01, 03, 05, 06, 40, 47, 48, 65 & 71
9 Bar 592 x 47 (R)	8.5	Matt	All colours
10 Chevron 497 x 97 (R)*	9	Soft	DRS 47
	8.5	Soft	DRS 01, 03, 05, 06, 40, 48, 58 & 65
11 300 x 300 (N)	7.7	Matt	DRS 01, 05, 06, 07, 14, 19, 25 & 65

(R) Rectified size – square edge with bevel. (N) Nominal size – pressed edge. Swatch colours may vary from original. Samples should be requested. More sizes shown on next page. \*Full Chevron 497 x 97mm factory size from tip to tip measures 592 x 97mm. A box of the Chevron tiles have equal quantities of left and right pieces.

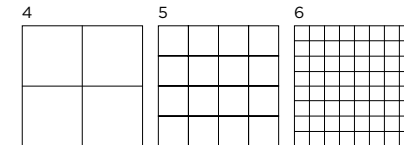
Size (mm)	Thickness	Finish	Colour Availability
12 Bar 300 x 70 (N)	7.7	Matt	DRS 01 & 06
13 295 x 295 (R)	9	Matt	DRS 47
	8.5	Matt	DRS 01, 03, 05, 07, 14, 19, 25, 58, 64, 65, 74, 75 & 76
		Soft	DRS 47
	8.5	Soft	DRS 01, 03, 05, 06, 07, 14, 19, 25, 40, 48, 58, 64, 65, 74, 75 & 76
		Polished	DRS 47
14 Bar 295 x 70 (R)	8.5	Matt	DRS 01, 03, 05, 07, 14, 19, 25, 47, 58, 64, 65, 74, 75 & 76
		Soft	All colours
	8	Polished	All colours
15 Chevron 200 x 97 (R)*	9	Soft	DRS 47
	8.5	Soft	DRS 01, 03, 05, 06, 40, 48, 58 & 65
16 96 x 96 (R)	9	Soft	DRS 47
	8.5	Soft	DRS 01, 03, 04, 05, 06, 07, 08, 10, 12, 14, 19, 25, 40, 48, 54, 55, 58, 61, 63, 64, 65, 66, 68, 71, 72, 73, 74, 75 & 76

(R) Rectified size – square edge with bevel. (N) Nominal size – pressed edge. Swatch colours may vary from original. Samples should be requested. Incised mosaics shown on next page. \*Full Chevron 200 x 97mm factory size from tip to tip measures 295 x 97mm. A box of the Chevron tiles have equal quantities of left and right pieces.

# Incised Mosaics (Cross)



# Incised Mosaics (Square)



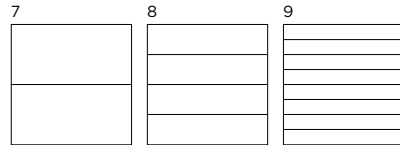
	Size (mm)	Thickness	Finish	Colour Availability
1	Cross 8 147 x 72.5 on 295 x 295 tile (R)	9	Matt	DRS 47
		8.5	Matt	DRS 01, 03, 05, 07, 14, 19, 25, 58, 64, 65, 74, 75 & 76
		9	Soft	DRS 47
		8.5	Soft	DRS 01, 03, 05, 06, 07, 14, 19, 25, 40, 48, 58, 64, 65, 74, 75 & 76
		9	Polished	DRS 47
		8	Polished	DRS 01, 03, 05, 06, 07, 14, 19, 25, 40, 48, 58, 64, 65, 74, 75 & 76
2	Cross 16 147 x 35 on 295 x 295 tile (R)	9	Matt	DRS 47
		8.5	Matt	DRS 01, 03, 05, 07, 14, 19, 25, 58, 64, 65, 74, 75 & 76
		9	Soft	DRS 47
		8.5	Soft	DRS 01, 03, 05, 06, 07, 14, 19, 25, 40, 48, 58, 64, 65, 74, 75 & 76
		9	Polished	DRS 47
		8	Polished	DRS 01, 03, 05, 06, 07, 14, 19, 25, 40, 48, 58, 64, 65, 74, 75 & 76
3	Cross 32 72.5 x 35 on 295 x 295 tile (R)	9	Matt	DRS 47
		8.5	Matt	DRS 01, 03, 05, 07, 14, 19, 25, 58, 64, 65, 74, 75 & 76
		9	Soft	DRS 47
		8.5	Soft	DRS 01, 03, 05, 06, 07, 14, 19, 25, 40, 48, 58, 64, 65, 74, 75 & 76
		9	Polished	DRS 47
		8	Polished	DRS 01, 03, 05, 06, 07, 14, 19, 25, 40, 48, 58, 64, 65, 74, 75 & 76

	Size (mm)	Thickness	Finish	Colour Availability
4	Square 4 147 x 147 on 295 x 295 tile (R)	9	Matt	DRS 47
		8.5	Matt	DRS 01, 03, 05, 07, 14, 19, 25, 58, 64, 65, 74, 75 & 76
		9	Soft	DRS 47
		8.5	Soft	DRS 01, 03, 05, 06, 07, 14, 19, 25, 40, 48, 58, 64, 65, 74, 75 & 76
		9	Polished	DRS 47
		8	Polished	DRS 01, 03, 05, 06, 07, 14, 19, 25, 40, 48, 58, 64, 65, 74, 75 & 76
5	Square 16 72.5 x 72.5 on 295 x 295 tile (R)	9	Matt	DRS 47
		8.5	Matt	DRS 01, 03, 05, 07, 14, 19, 25, 58, 64, 65, 74, 75 & 76
		9	Soft	DRS 47
		8.5	Soft	DRS 01, 03, 05, 06, 07, 14, 19, 25, 40, 48, 58, 64, 65, 74, 75 & 76
		9	Polished	DRS 47
		8	Polished	DRS 01, 03, 05, 06, 07, 14, 19, 25, 40, 48, 58, 64, 65, 74, 75 & 76
6	Square 64 35 x 35 on 295 x 295 tile (R)	9	Matt	DRS 47
		8.5	Matt	DRS 01, 03, 05, 07, 14, 19, 25, 58, 64, 65, 74, 75 & 76
		9	Soft	DRS 47
		8.5	Soft	DRS 01, 03, 05, 06, 07, 14, 19, 25, 40, 48, 58, 64, 65, 74, 75 & 76
		9	Polished	DRS 47
		8	Polished	DRS 01, 03, 05, 06, 07, 14, 19, 25, 40, 48, 58, 64, 65, 74, 75 & 76

(R) Rectified size – square edge with bevel. Swatch colours may vary from original. Samples should be requested.

(R) Rectified size – square edge with bevel. Swatch colours may vary from original. Samples should be requested.


# Incised Mosaics (Linea)



	Size (mm)	Thickness	Finish	Colour Availability
7	Linea 2 296 x 147 on 295 x 295 tile (R)	9	Matt	DRS 47
		8.5	Matt	DRS 01, 03, 05, 07, 14, 19, 25, 58, 64, 65, 74, 75 & 76
		9	Soft	DRS 47
		8.5	Soft	DRS 01, 03, 05, 06, 07, 14, 19, 25, 40, 48, 58, 64, 65, 74, 75 & 76
8	Linea 4 296 x 72.5 on 295 x 295 tile (R)	9	Polished	DRS 47
		8	Polished	DRS 01, 03, 05, 06, 07, 14, 19, 25, 40, 48, 58, 64, 65, 74, 75 & 76
		9	Matt	DRS 47
		8.5	Matt	DRS 01, 03, 05, 07, 14, 19, 25, 58, 64, 65, 74, 75 & 76
9	Linea 8 296 x 35 on 295 x 295 tile (R)	9	Soft	DRS 47
		8.5	Soft	DRS 01, 03, 05, 06, 07, 14, 19, 25, 40, 48, 58, 64, 65, 74, 75 & 76
		9	Polished	DRS 47
		8	Polished	DRS 01, 03, 05, 06, 07, 14, 19, 25, 40, 48, 58, 64, 65, 74, 75 & 76

(R) Rectified size – square edge with bevel. Swatch colours may vary from original. Samples should be requested.

# Incised Mosaics (Linea)



	Size (mm)	Thickness	Finish	Colour Availability
10	Linea 2 592 x 147 on 592 x 295 tile (R)	9	Matt	DRS 47
		8.5	Matt	DRS 01, 03, 05, 07, 14, 19, 25, 58, 64, 65, 74, 75 & 76
		9	Soft	DRS 47
		8.5	Soft	DRS 01, 03, 05, 06, 07, 14, 19, 25, 40, 48, 58, 64, 65, 74, 75 & 76
11	Linea 4 592 x 72.5 on 592 x 295 tile (R)	8.5	Polished	DRS 47
		8	Polished	DRS 01, 03, 05, 06, 07, 14, 19, 25, 40, 48, 58, 64, 65, 74, 75 & 76
		9	Matt	DRS 47
		8.5	Matt	DRS 01, 03, 05, 07, 14, 19, 25, 58, 64, 65, 74, 75 & 76
12	Linea 8 592 x 35 on 592 x 295 tile (R)	9	Soft	DRS 47
		8.5	Soft	DRS 01, 03, 05, 06, 07, 14, 19, 25, 40, 48, 58, 64, 65, 74, 75 & 76
		8.5	Polished	DRS 47
		8	Polished	DRS 01, 03, 05, 06, 07, 14, 19, 25, 40, 48, 58, 64, 65, 74, 75 & 76

(R) Rectified size – square edge with bevel. Swatch colours may vary from original. Samples should be requested.

# Spectrum

## Technical Data

**Product Type: Unglazed Porcelain (BS EN 14411 – Group Bla)**

**Use: Floors & Walls**

**Product Code: DRS**

### DIMENSION & SURFACE QUALITY

Technical Characteristics	Industry Standards	Requirement	Actual Value
Length & width	BS EN ISO 10545-2	± 0.60% (max. ± 2.0mm)	±0.2% - Matt ±0.1% - Polished
Thickness	BS EN ISO 10545-2	± 5% (max. ± 0.5mm)	Conforms
Edge straightness	BS EN ISO 10545-2	± 0.50% (max. ± 1.5mm)	±0.3% - Matt ±0.2% - Polished
Orthogonality (squareness)	BS EN ISO 10545-2	± 0.50% (max. ± 2.0mm)	±0.3% - Matt ±0.2% - Polished
Planarity (flatness)	BS EN ISO 10545-2	± 0.50% (max. ± 2.0mm)	±0.3% - Matt ±0.2% - Polished
Appearance	BS EN ISO 10545-2	> 95%	Conforms

### SLIP RESISTANCE

Technical Characteristics	Industry Standards	Requirement	Finish
Areas with footwear	BS EN ISO 10545-17 (DIN 51130)	R9 from 3° to 10°	Matt
Areas with bare feet	DIN 51097	A over 12° to 18°	Matt
Slip resistance Coefficient of friction	BS 7976-2	Test results upon request	

### PRODUCT QUALITY & DURABILITY

Technical Characteristics	Industry Standards	Requirement	Actual Value
Water absorption	BS EN ISO 10545-3	≤ 0.5%	≤ 0.05% (Typical value)
Modulus of rupture (bending strength)	BS EN ISO 10545-4	≥ 35 N/mm <sup>2</sup>	≥ 45 N/mm <sup>2</sup> (Typical value)
Breaking strength	BS EN ISO 10545-4	≥ 1300 N	≥ 2000 N (Typical value)
Resistance to deep abrasion (unglazed)	BS EN ISO 10545-6	≤ 175 mm <sup>3</sup>	≤ 160 mm <sup>3</sup> (Typical value)
Linear thermal expansion coefficient	BS EN ISO 10545-8	Declared value	≤ 8x10 <sup>-6</sup> /°C (Typical value)
Thermal shock resistance	BS EN ISO 10545-9	No visible defects	Resistant
Frost resistance	BS EN ISO 10545-12	No surface alteration	Resistant
Chemical resistance: Low concentrations of acids & alkalis	BS EN ISO 10545-13	No visible defects	ULA
Domestic chemicals & additives for swimming pools	BS EN ISO 10545-13	UB min.	UA
Stain resistance	BS EN ISO 10545-14	Declared value	Class 4 - Matt Class 3 - Polished
Reaction to fire	Based on the decision 96/603/EC and its changes	A1 <sub>FL</sub> /A1	A1 <sub>FL</sub> /A1
Recycled content			0%

All test results are based upon current test data provided by the manufacturer and are provided in good faith. Domus Group cannot be held responsible for any variation in the test data due to changes in manufacture or material characteristics. Errors & omissions excepted. Please refer to Domus Group Terms & Conditions of Sale. July 2019



**DOMUS**

service@domusgroup.com | t: 020 8481 9500 | domusgroup.com