

# Grading Criteria (Oak)

## Lively Grade

---

*For Engineered Wood Ranges:*

- › *Robur 180*
- › *Robur 240*
- › *Robur End Grain 180*

# Grading Criteria (Oak)

## Lively Grade

*For Engineered Wood Ranges: Robur 180, Robur 240 & Robur End Grain 180*



The above image broadly reflects the naturally occurring characteristics present in our **Lively** grade. Taken from the entirety of the trunk, this grade can include naturally occurring characteristics, resulting in a varied aesthetic across the installation.

Timber is a natural material and it is difficult to ensure 100% accuracy during the grading assessment. **Domus permit up to 5% of boards that do not meet the grading parameters below.** Skilled installation teams will ensure that boards with characteristics outside the parameters below are utilised effectively. **Once installed, the floor is deemed to be accepted by the Client.**

### Grading Parameters

<b>Knot (Sound) Size</b>	≤80mm diameter	<b>Splits</b>	Natural splits — heart allowed
<b>Knot (Unsound) Size</b>	≤50mm diameter (if filled)	<b>Medullary Rays</b>	Permitted
<b>Knot Frequency</b>	Unlimited (sound) ≤6 per metre (unsound)	<b>Sapwood Size</b>	Unlimited
<b>Filled Defects</b>	Permitted	<b>Sapwood Frequency</b>	≤30% of planks
<b>Dark Lines</b>	Unlimited	<b>Insect Damage</b>	Not Permitted
<b>Dark Line Quantity</b>	Unlimited	<b>Tonal Variation</b>	Permitted

### Grading Characteristics



**Knots (Sound)** — During processing, knots that have still kept their original core structure.




**Knots (Unsound)** — During processing, knots that dislodge/expel the core. The knot is then filled.




**Group Knots** — Smaller grouped knots that do not exceed 10mm diameter. Considered as one knot.




**Dark Lines** — Discolouration due to minerals drawn from the earth. Could also be elongated knots or black grain.



**Splits** — The centre of the heartwood can show natural splits as it is the driest part of the trunk.



**Medullary Rays** — The tissues that enable the transportation of nutrients to the centre of the trunk.



**Sapwood** — The newest growth at the outer part of the tree trunk, which transports water and sap.



**Tonal Variation** — Older, darker central sections of the tree are contrast by the newer, lighter outer sections.