

Grading Criteria (Oak)

Select Grade

*For Engineered Wood Ranges:
Robur 180 & Robur 240*

Grading Criteria (Oak)

Select Grade

For Engineered Wood Ranges: Robur 180 & Robur 240



The above image broadly reflects the naturally occurring characteristics present in our **Select** grade. Taken from the central and mid sections of the trunk, this grade can include some prime grade material and boards that contain naturally occurring characteristics.

Timber is a natural material and it is difficult to ensure 100% accuracy during the grading assessment. **Domus permit up to 5% of boards that do not meet the grading parameters below.** Skilled installation teams will ensure that boards with characteristics outside the parameters below are utilised effectively. **Once installed, the floor is deemed to be accepted by the Client.**

Grading Parameters

Knot (Sound) Size	≤30mm diameter	Splits	150mm at 1mm width
Knot (Unsound) Size	≤30mm diameter (if filled)	Medullary Rays	Permitted
Knot Frequency	≤6 per plank	Sapwood Size	≤30% in width
Filled Defects	Permitted	Sapwood Frequency	≤30% of planks
Dark Line Size	Unlimited	Insect Damage	Not Permitted
Dark Line Quantity	Unlimited	Tonal Variation	Permitted

Grading Characteristics



Knots (Sound) – During processing, knots that have still kept their original core structure.




Knots (Unsound) – During processing, knots that dislodge/expel the core. The knot is then filled.




Group Knots – Smaller grouped knots that do not exceed 10mm diameter. Considered as one knot.



Dark Lines – Discolouration due to minerals drawn from the earth. Could also be elongated knots or black grain.




Splits – The centre of the heartwood can show natural splits as it is the driest part of the trunk.



Medullary Rays – The tissues that enable the transportation of nutrients to the centre of the trunk.



Sapwood – The newest growth at the outer part of the tree trunk, which transports water and sap.



Tonal Variation – Older, darker central sections of the tree are contrast by the newer, lighter outer sections.